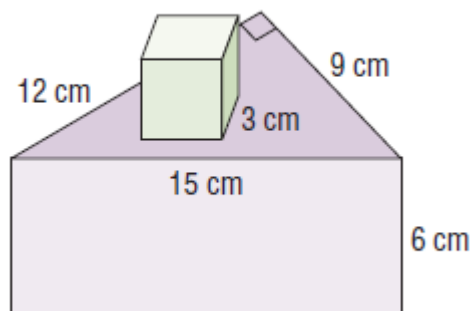


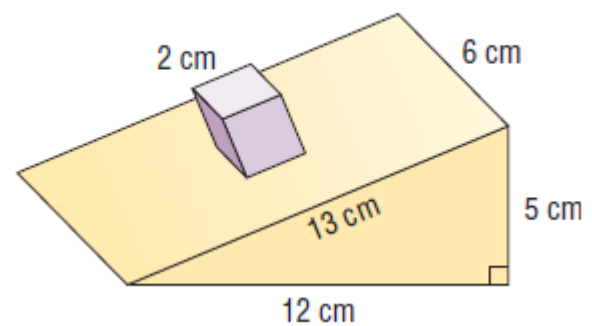
1.4 Surface Areas of Other Objects
Math Makes Sense Page 40-42

3. Determine the surface area of each composite object. Give the answers to the nearest whole number.

d) cube on a triangular prism

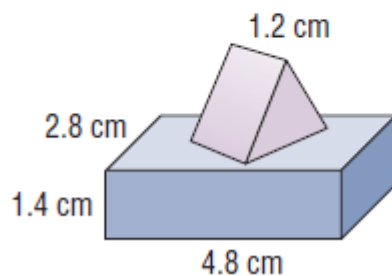


e) cube on a triangular prism



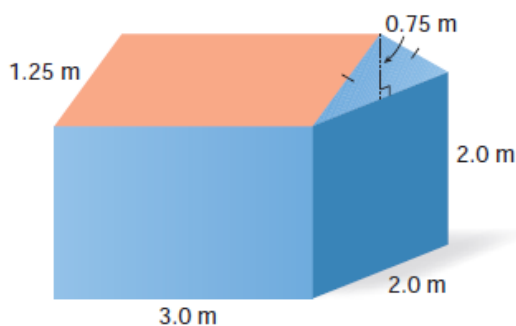
5. Determine the surface area of each composite object.

b) The base of the triangular prism is an equilateral triangle with side length 2.8 cm.



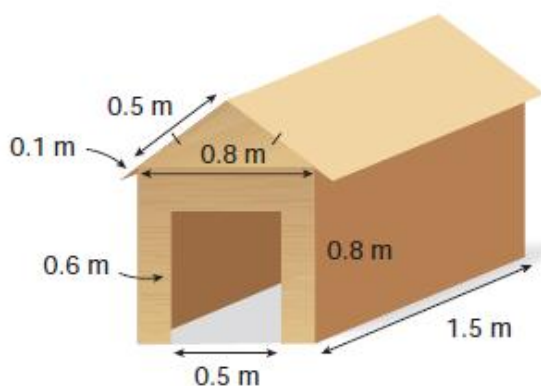
7. Assessment Focus

- a) A playhouse has the shape of a rectangular prism with a triangular prism roof. Determine the surface area of the playhouse.



- b) What are possible dimensions for a door and 2 windows? Explain how including these features will affect the surface area of the playhouse.
- c) Determine the surface area of the playhouse not including its doors and windows.

8. Jemma has built this doghouse. The roof is a triangular prism with an isosceles triangle base. There is an overhang of 0.1 m. There is an opening for the doorway.



- a) Determine the surface area of the doghouse.
- b) The doghouse is to be covered with 2 coats of wood stain. Wood stain can be bought in 1-L or 4-L cans. One litre of stain covers 6 m^2 . How many cans of either size are needed? Explain your thinking.

12. Shael and Keely are camping with their parents at Waskesiu Lake in Prince Albert National Park. Their tent trailer is 5 m long and 2.5 m wide. When the trailer is set up, the canvas expands to a height of 2.5 m. At each end, there is a fold out bed that is 1.7 m wide, in a space that is shaped like a triangular prism. The diagram shows a side view of the trailer.



- a) Determine the surface area of the canvas on the trailer.
- b) Two parallel bars, 1.3 m high, are placed vertically at each end to support the canvas and provide more space in the beds. Does the surface area of the canvas change when the bars are inserted? Explain how you know.

